



Let's Learn About Recycling!




1. Colour in the bins & the items
2. Cut everything out
3. Stick the bands to the back of the bins so they can stand up
4. Put the items you can recycle in the recycle bin and the items you can't in the general bin!



Top Tips!

You CAN recycle cardboard, aluminium, paper, and plastic bottles!

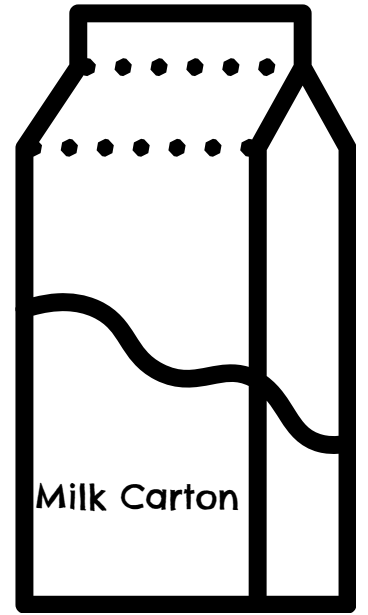
For more information on recycling, go to:
<https://www.goldcoast.qld.gov.au/documents/bf/what-can-i-recycle.pdf>



Plastic Bottle




Plastic Bag



Milk Carton




Clothing



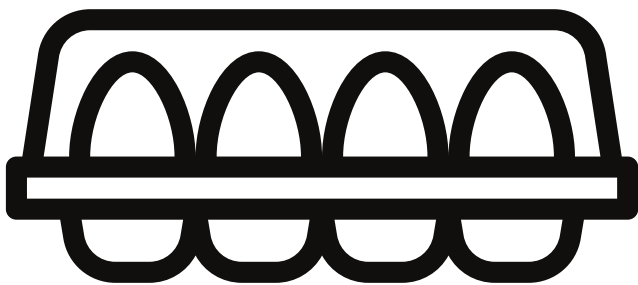
Tin Can




Newspaper



Cardboard Box



Egg Carton



Lightbulb

Band 1



Band 2



Cut these bands out, and tape the short ends together to make a cylinder. Stick the cylinder to the back of the cutout bin-shapes to make them stand up! Now, you can put the items inside the bins!

